

48/9748 CYO 4TH OF JULY PINWHEEL CK SHOWN AT ACTUAL SIZE

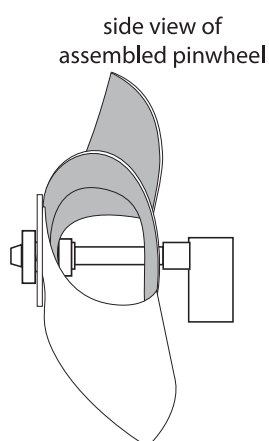
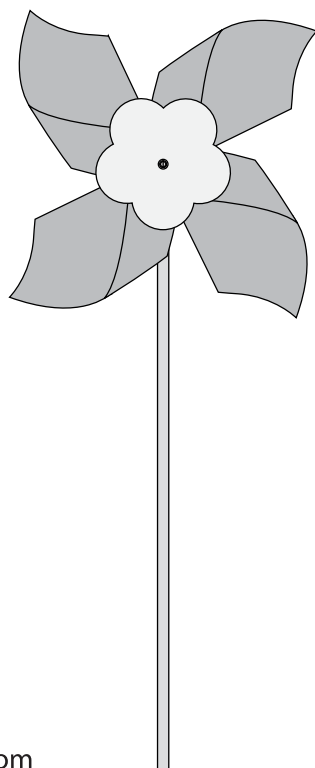
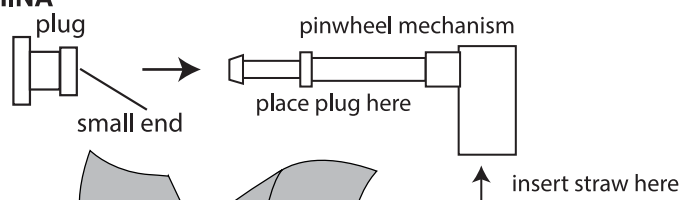
5.5"

48/9748 CYO 4th of July Pinwheel Craft Kit

Instructions:

1. Place the pinwheel onto the pinwheel mechanism. Fold the pinwheel corners with holes towards the center hole of the paper pinwheel.
2. Place the flower onto the pinwheel mechanism. Attach the plug onto the pinwheel mechanism as shown below.
3. Move the flower and the ends of the pinwheel onto the plug as shown below.
4. Slide the plastic straw into the large end of the pinwheel mechanism.

© 2015 OTC
MADE IN CHINA



8.5"

OrientalTrading.com
(800)-875-8480